

## Novel Juice - supplied in 6X loading buffer

01 APR 2021

Catalog Number	Size	Volume
LD001-1000	1,000 reactions	1,000 $\mu$ l
LD001-1000S	50 reactions	50 $\mu$ l

### Storage Conditions

Stable for up to 12 months at 4°C.

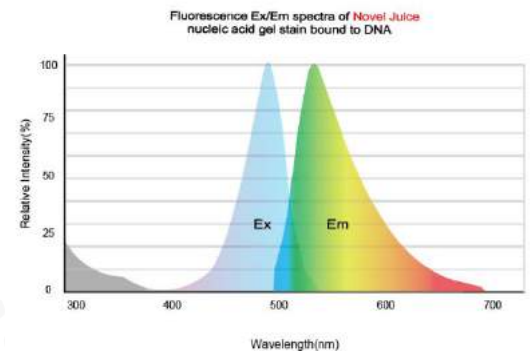
Stable for up to 24 months at -20°C.

Novel Juice Dye is recommended to be protected from light due to its sensitivity to light

### Description

Novel Juice is a non-mutagenic fluorescent reagent producing an instant visualization of DNA bands upon illuminating agarose gels on the Blue Light or UV Transilluminator. Novel Juice, as supplied in the 6X DNA Loading Buffer, is used to prepare DNA markers and samples for loading on agarose or polyacrylamide gels. It contains three tracking dyes (Bromophenol Blue, Xylene Cyanol FF, and Orange G) for visually tracking the DNA migration during the electrophoresis process and for detecting the double-stranded DNA (dsDNA), single-stranded DNA (ssDNA), and RNA as the most sensitive stain available on the market. The recommended DNA sample mass is at least 50 ng or more, thus not causing any obvious shift in the migration pattern.

It is the non-hazardous alternative to Ethidium Bromide for protecting the environment and meeting with the local biosafety regulations.



### Kit Content(s)

Novel Juice	1,000 $\mu$ l x 1
-------------	-------------------

### Required materials but not provided

- Blue-Light Transilluminator
- Horizontal Electrophoresis system
- Power supplies
- Microcentrifuge

### Instrument Compatibility

Both Blue-Light and UV could detect the signal; broad compatibility range.



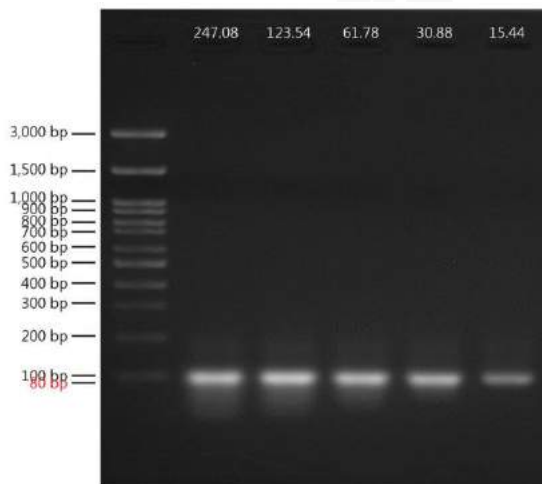
## Reaction Setup

1. Vortex Novel Juice for 10 seconds prior to use.
2. Dilute 1 part of Novel Juice with 5 parts of DNA sample and mix.  
Note: Novel Juice must be added to DNA markers in order to visualize the ladder bands simultaneously with the sample after electrophoresis.
3. Load sample and run according to standard procedures.
4. After the electrophoresis, remove gel and place it on UV or a visible -light transilluminator to immediately visualize bands.
5. Gels can be post-stained with Ethidium Bromide if desired.

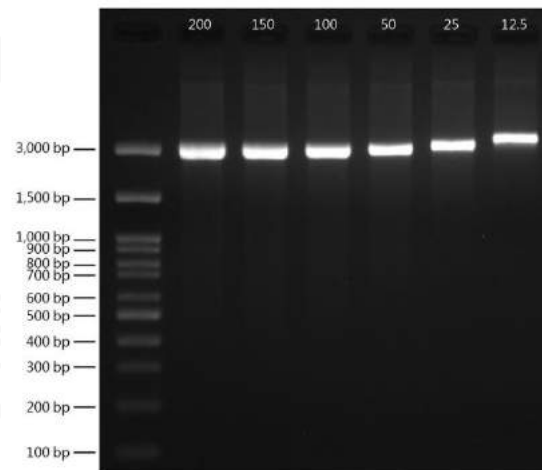
## Novel Juice keeps your lab safe

- Safe – Absence of mutagenicity.
- Low Environmental Impact – Compliance with the Clean Water Act standards. No water pollution concern. Sensitivity – High degree of sensitivity as Ethidium Bromide.
- Convenience – Ready to Use; Same application procedures as the 6X Loading Dye.
- Speed – No de-staining requirement, low background value, and image displayed after coupling with the nucleic acid.
- Compatibility – Use the Blue Light or UV to detect the signal; Broad compatibility range.
- Economic – Non-hazardous product; No expenses required for waste management.

## Ultra-Sensitive DNA Staining Reagent



Concentration : ng/uL  
Volume : 5uL  
Marker : DM003  
(100bp DNA Ladder H3 RTU)



Concentration : ng/uL  
Volume : 5uL  
Marker : DM003  
(100bp DNA Ladder H3 RTU)